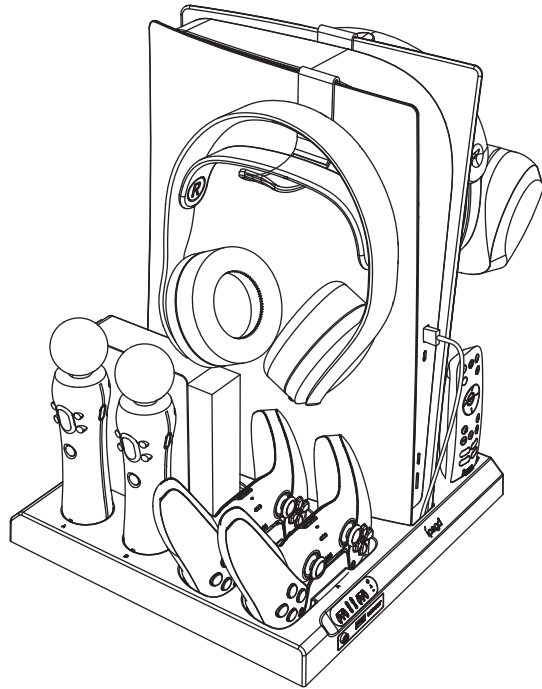


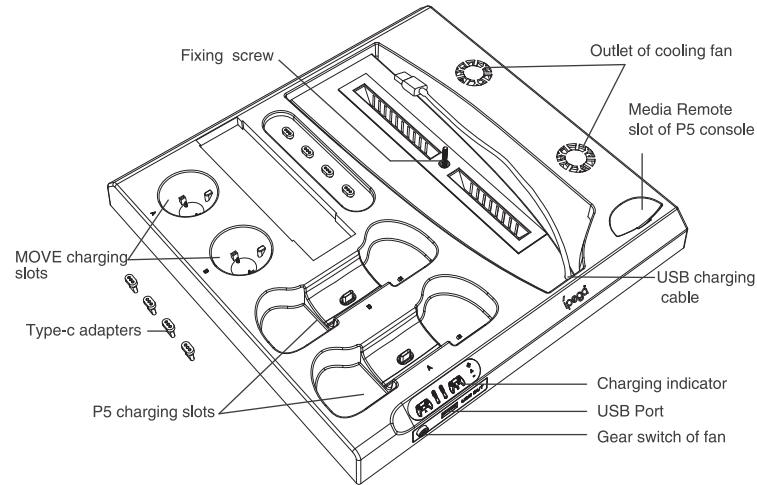


Multi-function charger stand

Manual(PG-P5028)



Product Overview:



Feature:

1. This product is suitable for P5 console heat dissipation and charging P5 original game controllers and MOVE game controllers
2. Equipped with 4 type-C charging adapters.
3. It has 2 mute cooling fans.
4. The fan gear switch can control the cooling fan to work at different wind speeds in 3 gears and with different background lighting effects.
5. It has a P5 console expansion USB port.

Electronic parameters:

- 1.Product size: 306mm*300mm*41mm
- 2.Net Weight: 1130±10g
- 3.Input: DC 5V/2.5A
- 4.Output: DC 5V/2.5A
- 5.P5 charging current: ≤650mA
- 6.P5 charging time: about 4H
- 7.MOVE charging current: ≤550mA
- 8.MOVE charging time: about 5H

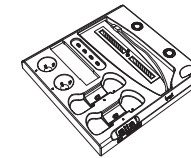
Product instruction :

1. Insert the fixing screw into the fixing hole of p5028 vertical stand , align the P5 console with the fixing screw, place it vertically on the p5028 vertical stand and tighten it screw,and then insert the USB charging cable into the front USB port of P5 console .
2. When the P5 console is powered on and no controller is placed on the P5028 vertical stand for charging, the charging indicator is blue
3. When a P5 original game controller or MOVE controller is placed in the charging slot, the controller charging indicator at the corresponding position will be red, When the controller is fully charged, the charging indicator will be blue.
4. Press the fan switch once, the cooling fan enters the working state of gear 1, the gear 1 indicator light is on, and the background light is blue;Press the fan switch again, and the cooling fan enters the working state of gear 2. the gear 2 indicator light of the fan is on, and the background light is green;Press the fan switch again, the cooling fan enters the third gear working state, at the same time, the gear 3 indicator light is on, and the background light is red;Press the fan switch again, the cooling fan stops working, and the fan indicator and background light will be off at the same time.
- 5.The extended USB interface is same function as the front USB port of the P5 console.

Notes:

1. The charging function of this product is specially designed for P5 original controller and MOVE controller. Do not use this product to charge other types of game controllers.
2. Because this product needs to be powered by P5 console, limited by the power supply capacity of P5 front USB port, when this product is provided with two P5 controllers When the two MOVE controllers are charged and the cooling fan is turned on, the extended USB power supply capacity of the product will be reduced. If you need to use the extended USB port, to charge the controllers, please remove any 2 controllers.
- 3.When the product is on working, there is voltage between the charging thimbles. Do not contact the metal debris, water and other conductors with the charging thimble to avoid damaging the product.

Included:



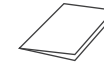
Multi-function charger stand *1 x1



Hook*2



Console Fixing screw*1



User Manual *1



Type-C adapter*4